



KOMEDIA


ACCESSIBILITY POLICY

	<p>Komedia aims to be accessible to all.</p> <p>Customers who need the support of a companion can get one free ticket with their purchased ticket.</p> <p>Companion tickets are available by phone 01273 647100 or by emailing https://www.komedia.co.uk/brighton/.</p>
	<p>If you need to get into an event early, please email tickets@komedia.co.uk.</p> <p>If you use a wheelchair or have special access requirements, please call 01273 647100 (Tuesday to Saturday 12pm – 5pm) or email tickets@komedia.co.uk.</p>
	<p>Assistance Animals are welcome in the venue and bar.</p>

**This guide is also available in audio and easy read [here](#)*



You can get to both performance spaces by stairs and our lift. Komedia's main entrance is ground level on Gardner Street (level 2 inside the building).



There are accessible disabled toilets for Komedia Downstairs and the Studio.

The nearest Changing Places Toilet is at Brighton Train Station [click here for more info](#) and more facilities can be found at [this website](#).



The bars in our performance spaces have low level areas for wheelchair users.

The downstairs performance space has a Sennheiser infra-red Hearing System. Please let us know if you would like to use the system when you are booking your tickets, so we can get you a suitable seat and a headset.

Booking your event



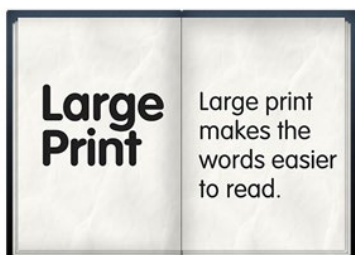
Our licence tells us the maximum number of wheelchair users that can be on each floor.

We ask that wheelchair users book tickets in advance to make sure that we can reserve a suitable table for the group/person.




Visually impaired customers are asked to let us know when booking tickets in order that we can get them a table near the front of the room.

Information



Large print menus and wine lists are available on request.



Food & Drink Menus are available in braille.

Access to the specific Venues

Click [here](#) for an interactive 3D Map of Komedia Brighton.



Events in the Komedia Studio

The Studio is on level 1. There is one flight of stairs (made up of 9 steps), and a lift.

The toilets are on level 2, which is the same level as the main way into Komedia.

**This guide is also available in audio and easy read [here](#)*

	<p>Events in the Komedia Basement</p> <p>The Basement is on level B. There are two flights of stairs (made up of 18 steps) down to the Basement. There is also a lift.</p> <p>The toilets are on the left-hand side of the room when looking at the stage.</p>
	<p>Leaving the Venue</p> <p>When leaving the venue please use lift or stairs back to the main entrance on Gardner Street.</p> <p>Click here for an interactive 3D Map of Komedia Brighton.</p> <p>Staff will be happy to assist you if required.</p>
	<p>Medical Requirements</p> <p>If any medication or essential food and drink are required at our events, we are happy to help. Just let us know so we can tell our staff team working on the night.</p> <p>If this isn't our possible and staff have been made aware that we are happy for customer's own food to be brought in to the venue when it's important for someone's health.</p>
	<p>Strobe Lighting Policy</p> <p>Strobe Lighting may be used for live music events and club nights.</p> <p>If we are told in advance that a customer is attending who may be affected by the use of strobes, we won't use them.</p> <p>Sometimes the artist won't allow us to change this.</p> <p>If heavy strobe lighting is being used warning signs will be placed around the venue.</p>



Sound Levels

Some gigs are meant to be loud, but they should also be safe.

Komedia operates a Noise at Work policy from the current Health and Safety Executive (HSE) guidelines.

For this reason, we keep a close eye on decibel levels and we also have ear plugs behind the bar for every event.